



### District Report Card: 2017


<b>State:</b> Tamil Nadu	<b>District:</b> Thiruvarur
<b>Class:</b> 8	<b>Subject:</b> Language
<b>Schools:</b> 51	<b>Students:</b> 1142


### Participation/Coverage


#### Students

 GENDER	Boys		Girls	
	Number	%	Number	%
	555	48.60	587	51.40

 AREA	Rural		Urban	
	Number	%	Number	%
	939	82.22	203	17.78

 CATEGORY	SC		ST		OBC		GEN	
	Number	%	Number	%	Number	%	Number	%
	599	52.45	13	1.14	511	44.75	19	1.66

 CWSN	LD	VI	HI	S&LD	ID	Oth
	0	1	3	4	2	1

 Management	Government		Government-aided	
	Number	%	Number	%
	829	72.59	313	27.41

### Average Performance of Students in Language (%)

Overall	Gender		Area		Management		Social Group			
	Male	Female	Rural	Urban	Govt.	Aided	SC	ST	OBC	GEN
54.51	53.89	55.09	54.75	53.37	54.40	54.78	52.54	54.87	56.18	71.23

### Performance on Learning Outcomes (LOs)

Learning Outcomes	Description	Average Performance(%)
L813	Read textual/non-textual materials with comprehension and identifies the details, characters, main idea and sequence of ideas and events while reading	54.51

Range of Performance of Students who Answered Correctly							
Below 30%		30% - 50%		50% - 75%		Above 75%	
Number	%	Number	%	Number	%	Number	%
190	16.64	305	26.71	414	36.25	233	20.40

### Lowest Performing Learning Outcomes (LOs)

1 - Read textual/non-textual materials with comprehension and identifies the details, characters, main idea and sequence of ideas and events while reading (54.51)